





Product Sheet

Hybrid Moloney/Amphotropic murine leukemia virus (Mo/A-MuLV) (ATCC® VR- 1450™)

Please read this **FIRST**



Storage Temp.
-70°C or colder



Biosafety Level
2

Intended Use

This product is intended for research use only. It is not intended for any animal or human therapeutic or diagnostic use.

Citation of Strain

If use of this culture results in a scientific publication, it should be cited in that manuscript in the following manner: Hybrid Moloney/Amphotropic murine leukemia virus (Mo/A-MuLV) (ATCC® VR-1450™)

American Type Culture Collection
PO Box 1549
Manassas, VA 20108 USA
www.atcc.org

800.638.6597 or 703.365.2700
Fax: 703.365.2750
Email: Tech@atcc.org

Or contact your local distributor

Description

Strain: 4070A envelope strain

Classification: Retrovirus, Mammalian Type C Retrovirus, Mammalian Group, Amphotropic

Original Source:

Virus was harvested from tk(-) NIH3T3 cells transfected with molecular clone of MLV (VR-1448)

Depositor: CA Wilson

Batch-Specific Information

Refer to the Certificate of Analysis for batch-specific test results.

Propagation

Propagation Host:

NIH/3T3 (tk-) (ATCC CRL-1658)

Recommended Host: tk(-) NIH3T3 (ATCC® CRL-1658™)
many mammalian cell lines (mouse, rat, human)

Effect on Host:

No, in vitro effects: Cytopathic effects in NIH3T3 cells

No CPE in NIH3T3 cells

Medium:

Virus growth medium: DMEM + 10% FBS (ATCC® 30-2020)

Growth Conditions

Duration: 5-7 days at 37.0°C in NIH/3T3 (tk-) (ATCC CRL-1658)

Comments

This virus produces plaques on PG-4 (feline S+L-) cell line, and foci of rounded cells on MiCL1 (Mink S+L-) cell line. **Note:** This holding is prepared by growing ATCC® VR-1448™ and harvesting the supernatant. At the time of deposit, cell-free preparations of the Mo/A-MuLV strain were considered as suitable reference standards in assays to detect replication competent murine retrovirus. select lots have had titer confirmed by scientists outside the ATCC. Repeated freeze-thaw cycles may significantly reduce virus titer.

References

References and other information relating to this product are available online at www.atcc.org.

Key Abbreviations

bp, base pair

CO₂ (CO2), carbon dioxide

CPE, cytopathic effect

DMEM, Dulbeccos Modified Eagles Medium

FBS, fetal bovine serum

MiCL1, mink lung Moloney sarcoma virus infected cells

MuLV, murine leukemia virus

NCBI, National Center for Biotechnology Information

NIH3T3, contact-inhibited mouse embryo fibroblast cells PG-4, feline Moloney sarcoma virus-transformed brain cells

RT-PCR, reverse transcription polymerase chain reaction

TC, tissue culture

TCID₅₀ (TCID[50]), The Tissue Culture Infectious Dose

50% endpoint is the 50% infectious endpoint in cell culture. The TCID₅₀ is the dilution of virus that under the conditions of the assay can be expected to infect 50% of the culture vessels inoculated, just as a Lethal Dose 50% (LD₅₀) is expected to kill half of the animals exposed. A reciprocal of the dilution required to yield the TCID₅₀ provides a measure of the titer (or infectivity) of a virus preparation.

©ATCC 2007. All rights reserved.

ATCC® is a registered trademark of the American Type Culture Collection.

3/2007st

Biosafety Level: 2




Product Sheet


Hybrid

Moloney/Amphotropic murine leukemia virus (Mo/A-MuLv) (ATCC® VR- 1450™)

Please read this FIRST



Storage Temp.
-70°C or colder



Biosafety Level
2

Intended Use

This product is intended for research use only. It is not intended for any animal or human therapeutic or diagnostic use.

Citation of Strain

If use of this culture results in a scientific publication, it should be cited in that manuscript in the following manner: Hybrid Moloney/Amphotropic murine leukemia virus (Mo/A-MuLv) (ATCC® VR-1450™)

Appropriate safety procedures should always be used with this material. Laboratory safety is discussed in the current publication of the *Biosafety in Microbiological and Biomedical Laboratories* from the U.S. Department of Health and Human Services Centers for Disease Control and Prevention and National Institutes for Health.

ATCC Warranty

The viability of ATCC® products is warranted for 30 days from the date of shipment, and is valid only if the product is stored and cultured according to the information included on this product information sheet. ATCC lists the media formulation that has been found to be effective for this strain. While other, unspecified media may also produce satisfactory results, a change in media or the absence of an additive from the ATCC recommended media may affect recovery, growth and/or function of this strain. If an alternative medium formulation is used, the ATCC warranty for viability is no longer valid.

Disclaimers

This product is intended for laboratory research purposes only. It is not intended for use in humans. While ATCC uses reasonable efforts to include accurate and up-to-date information on this product sheet, ATCC makes no warranties or representations as to its accuracy. Citations from scientific literature and patents are provided for informational purposes only. ATCC does not warrant that such information has been confirmed to be accurate.

This product is sent with the condition that you are responsible for its safe storage, handling, and use. ATCC is not liable for any damages or injuries arising from receipt and/or use of this product. While reasonable effort is made to insure authenticity and reliability of strains on deposit, ATCC is not liable for damages arising from the misidentification or misrepresentation of cultures.

Please see the enclosed Material Transfer Agreement (MTA) for further details regarding the use of this product. The MTA is also available on our Web site at www.atcc.org

Additional information on this culture is available on the ATCC web site at www.atcc.org.

© ATCC 2018. All rights reserved. ATCC is a registered trademark of the American Type Culture Collection. [08/13]

American Type Culture Collection
PO Box 1549
Manassas, VA 20108 USA
www.atcc.org

800.638.6597 or 703.365.2700
Fax: 703.365.2750
Email: Tech@atcc.org

Or contact your local distributor