

QUALITY
CONTROL

SOLUTIONS
FOOD TESTING



ATCC® | Credible leads to Incredible™

Quality Control Solutions for Food Testing

ATCC® offers an expanding portfolio of quality control products to ensure the accuracy and reliability of your food safety programs. Through the development of customer-driven products, ATCC is making it easier for food manufacturers, processors, and contract testing laboratories to ensure the safety of consumable goods in accordance with FDA, the Food Safety Modernization Act, and food testing accreditation. Choose from among a variety of ATCC Quality Control Solutions, including:

- ATCC Reference Strains – including those cited in published laboratory methods
- ATCC Genuine Nucleics supporting the development and validation of rapid microbial methods
- ATCC Reporter-labeled Strains – including the USDA-cited GFP-labeled *Escherichia coli* O157

Trust ATCC Quality Control Solutions for accuracy, reliability, and the reproducibility needed to maintain outstanding food safety programs!



ATCC Food Testing Reference Strains

The validity of any microbial-based assay is dependent upon minimally passaged, fully characterized control organisms. One of our top priorities at ATCC is to provide high-quality reference strains for use in the routine testing of food products. Each ATCC reference strain is backed by meticulous laboratory procedures that ensure viability, identity, functionality, and purity, not only for our master seed stocks, but also for every distribution lot that we ship to your lab.

ATCC reference strains are frequently cited in published laboratory methods used by industry (see page 6 for details), and include a variety of cultures frequently associated with foodborne illness, such as:

- *Campylobacter* spp.
- *Escherichia coli*
- *Listeria monocytogenes*
- *Chronobacter sakazakii*
- *Bacillus* spp.
- *Salmonella enterica*
- *Shigella* spp.
- And more!

Don't take chances on the quality of your cultures. Insist on products that meet ATCC's world-renowned standards for high quality and safety. Visit our Food Testing page at www.atcc.org/Food to learn more!

ATCC® Minis – making it easy for you to ensure the accuracy of your assays

ATCC Minis are the same ATCC Genuine Cultures® you've come to trust for your quality control assays, now offered in a convenient, single-use, "mini" format that allows you to get your assays moving faster.

- Put an end to do-it-yourself banking with each six-pack of ready-to-use quality control strains in glycerol stock
- Enjoy using the same ATCC strains you've come to trust with easy-to-open screw-cap tubes
- Make recordkeeping a snap with peel-off labels you can stick directly into your lab notebook
- Conveniently store your strains up to one year at -20°C*

It's easy to ensure the quality of your products with ATCC Minis – just open, plate, and go! Visit us online at www.atcc.org/minis to learn more.

*Some fastidious strains are not stable at -20°C. Please refer to the product sheet for an item's appropriate storage temperature.



Salmonella is one of the leading causes of foodborne illness in the United States



ATCC microbial panels – taking the guesswork out of validation studies

ATCC Microbial panels enable faster, more intelligent choices when selecting cultures for microbial-based disease research, including the development of novel detection methods for *Salmonella enterica*, Big-six non-O157 Shiga toxin-producing *Escherichia coli* (STEC), and enteric protozoa. Find your ATCC Microbial Panel for food testing online at www.atcc.org/mp.

| ATCC® | Description | Application |
|--------|--|--|
| MP-4™ | <i>Clostridioides difficile</i> Panel | Building and testing new methods to detect <i>Clostridioides difficile</i> toxinotypes |
| MP-9™ | Big-Six <i>Escherichia coli</i> Strains Panel | Quality control assays for non-O157 Shiga toxin-producing <i>Escherichia coli</i> (STEC) |
| MP-10™ | Big-Six <i>Escherichia coli</i> Genomic DNA Panel | Quality control assays for non-O157 Shiga toxin-producing <i>Escherichia coli</i> (STEC) |
| MP-14™ | Enteric Protozoa Genomic DNA Panel | Development of molecular-based assays used to diagnose intestinal disease caused by clinically relevant protozoa |
| MP-15™ | <i>Salmonella enterica</i> Panel | Quality control assays for <i>Salmonella enterica</i> subsp. <i>enterica</i> serovars commonly associated with contaminated food or water |
| MP-20™ | Big-Six Non-Toxigenic <i>Escherichia coli</i> Strains Panel | Non-toxigenic quality control strains for research on the Big-Six non-O157 serogroups |
| MP-26™ | Non-pathogenic <i>Escherichia coli</i> Surrogates Indicators Panel | Validation applications include beef carcass intervention, beef processing, and selected antimicrobial treatments for <i>E. coli</i> O157:H7 or <i>Salmonella enterica</i> |

ATCC® Genuine Nucleics

Throughout the years, the use of rapid microbial methods in food testing has steadily grown to meet increased testing needs. To support this research, ATCC provides an expanding assortment of molecular tools, including:

- Genomic nucleic acids isolated from common foodborne microorganisms
- Synthetic nucleic acid standards representing key target regions from enteric pathogens such as Norovirus, Astrovirus, and Sapovirus
- Microbial panels comprising genomic DNA preparations isolated from enteric protozoa or the Big-Six non-O157 STEC serogroups
- *Enterococcus faecalis* quantitative DNA standard

Save time and money with ready-to-use nucleic acid preparations from ATCC! Visit us online at www.atcc.org/GenuineNucleics to view our collection.



The ATCC Genuine Nucleics collection encompasses nearly 1,000 preparations, and is continuing to grow!

How are ATCC Genuine Nucleics Authenticated?

Each preparation of high-quality DNA and RNA is isolated or synthetically derived under aseptic conditions to prevent cross-contamination. Further, batches have been fully authenticated and characterized by one or more of the following analyses:

- Agarose gel electrophoresis to ensure integrity
- Spectrophotometry to evaluate purity
- PicoGreen®, RiboGreen®, or Droplet Digital™ PCR (ddPCR™) to calculate concentration
- PCR to confirm functional activity
- Sequencing and short tandem repeat analyses confirm species identity

Don't take chances on the quality of your nucleic acids! Come to the source of ATCC Genuine Nucleics for your laboratory's molecular needs.

Can't find the nucleic acids you need?

Ask ATCC to make it for you! Small-scale quantities of nucleic acids from ATCC Genuine Cultures are ideal for PCR, cloning, or other molecular applications. With a fast turn-around time of 7-10 days, you can get your research started in no time! For more information, contact us at ATCCbioservices@atcc.org.

ATCC® complete custom solutions for food assay development

ATCC® offers the largest and most diverse array of biological materials for use in assay development, including relevant reference strains, genomic nucleic acids, and synthetic nucleic acids. Additionally, ATCC offers a full range of custom solutions to meet your unique developmental needs, including:

- Controls – Genomic and synthetic nucleic acids, inactivated materials, spike-ins
- Microbial growth and expansion
- Titering and other quantitative services
- Inactivated microorganisms
- Storage and distribution

Contact us today at ATCCbioservices@atcc.org to let us know how ATCC can partner with your next project!

ATCC Reporter-labeled Strains

ATCC has developed GFP-labeled pathogenic microorganisms to serve as reporter systems that can be used in a variety of applications in both the basic and applied sciences. Each fluorescence-based reporter-labeled strain provides a readily measurable and distinguishable phenotype that can be applied in the analysis of:

- Food testing
- Microbial quantification and detection
- Host-pathogen interactions
- Drug discovery and compound screening
- *In vivo* imaging
- Quality control

To browse our collection of our reporter-labeled strains, visit us online at www.atcc.org/reporters.

Bacterial detection and quantification

ATCC GFP-labeled microorganisms can be used for a wide range of applications. The expression of a multicopy vector encoding a bright GFP variant (*gfpmut3*) or a synthetic non-*Aequorea* fluorescent protein facilitates visual identification when exposed to UV-light (Figure 1A) or imaged using a detection system such as the IVIS[®] Spectrum (PerkinElmer) (Figure 1B and 1C). Quick colony differentiation of GFP-labeled microorganisms from unlabeled organisms or contaminants can also be easily performed by using a hand-held UV wand.

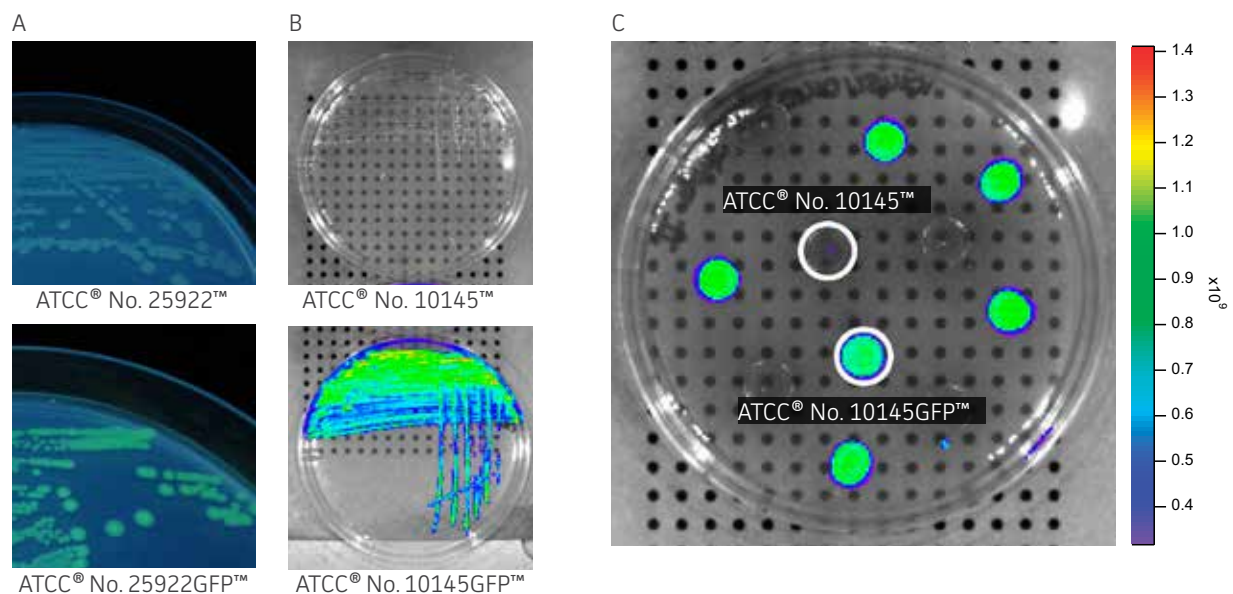



FIGURE 1. Visual detection of GFP-labeled microorganisms

GFP-labeled Strains for Food Testing

ATCC has developed GFP-labeled strains representing each of the STEC serotypes required in food testing, including serogroups O26, O45, O103, O111, O121, O145, and O157. These strains offer an efficient and reliable method to distinguish control strain cross-contamination from true contamination, and are appropriate for use as a positive control in quality control assays for *E. coli*.



ATCC Reference Strains Used in the Quality Control of Media

ATCC is dedicated to the continual improvement and diversification of our collection of food testing reference materials. To this end, we are constantly improving the technology used to characterize and authenticate the materials in our portfolio.

Only ATCC delivers high quality microorganisms for food testing applications that are authenticated through a polyphasic approach incorporating genotypic, phenotypic, proteotypic, and functional analyses, including:

- Antibiotic susceptibility testing
- Biochemical analyses
- ELISA
- Immunofluorescence
- Morphological analyses
- Sterility testing
- Phenotypic microarray
- Sequencing
- Serotyping
- Toxinotyping
- Viability testing
- VITEK® MS

The high quality nature of our products makes them ideal for use as QC organisms for ensuring the quality and functionality of culture media frequently used in food testing assays, including:

| Organism | Selective Media | Quality Control Strains |
|---------------------------------|---|--|
| <i>Bacillus cereus</i> | Mannitol-Egg Yolk-Polymyxin (MYP) Agar | <i>Bacillus cereus</i> (ATCC® 11778™) <i>Bacillus cereus</i> (ATCC® 14579™) <i>Bacillus megaterium</i> (ATCC® 14581™) <i>Bacillus circulans</i> (ATCC® 61™) <i>Bacillus subtilis</i> (ATCC® 6633™) |
| <i>Campylobacter</i> | <i>Campylobacter</i> Blood-free Selective Medium (CCDA) | <i>Campylobacter jejuni</i> (ATCC® 33291™) <i>Campylobacter jejuni</i> (ATCC® 33292™) <i>Campylobacter coli</i> (ATCC® 43478™) <i>Escherichia coli</i> (ATCC® 25922™) |
| <i>Escherichia coli</i> O157:H7 | CHROMagar™ O157 | <i>Escherichia coli</i> O157:H7 (ATCC® 43888™) <i>Escherichia coli</i> (ATCC® 25922™) <i>Escherichia coli</i> (ATCC® 13047™) <i>Enterococcus faecalis</i> (ATCC® 29212™) |
| <i>Listeria</i> | PALCAM Agar | <i>Escherichia coli</i> (ATCC® 25922™) <i>Enterococcus faecalis</i> (ATCC® 29212™) <i>Listeria monocytogenes</i> (ATCC® 7644™) <i>Listeria monocytogenes</i> (ATCC® 19114™) <i>Listeria monocytogenes</i> (ATCC® 19116™) <i>Staphylococcus aureus</i> subsp. <i>aureus</i> (ATCC® 25923™) |
| <i>Salmonella</i> | <i>Salmonella-Shigella</i> (SS) Agar Bismuth Sulfitite (BS) Agar | <i>Salmonella enterica</i> (ATCC® 14028™) <i>Shigella flexneri</i> (ATCC® 12022™) <i>Escherichia coli</i> (ATCC® 25922™) <i>Enterococcus faecalis</i> (ATCC® 29212™) |
| <i>Staphylococcus aureus</i> | Baird Parker Agar | <i>Staphylococcus aureus</i> subsp. <i>aureus</i> (ATCC® 25923™) <i>Staphylococcus aureus</i> subsp. <i>aureus</i> (ATCC® 29213™) <i>Staphylococcus epidermidis</i> (ATCC® 12228™) |
| <i>Vibrio</i> | Thiosulfate Citrate Bile Salts Sucrose (TCBS) Agar | <i>Vibrio parahaemolyticus</i> (ATCC® 17802™) <i>Escherichia coli</i> (ATCC® 25922™) <i>Proteus mirabilis</i> (ATCC® 12453™) |

ATCC Reference Strains Cited in Published Laboratory Methods

TABLE 1. AOAC International

| Method | ATCC® No. |
|---|-----------|
| AOAC 955.11 - Testing disinfectants against <i>Salmonella typhi</i>, phenol coefficient method. | |
| <i>Salmonella enterica</i> subsp. <i>enterica</i> AMC | 6539™ |
| AOAC 955.12 - Testing disinfectants against <i>Staphylococcus aureus</i>, phenol coefficient method. | |
| <i>Staphylococcus aureus</i> subsp. <i>aureus</i> FDA 209 | 6538™ |
| AOAC 955.13 - Testing disinfectants against <i>Pseudomonas aeruginosa</i>, phenol coefficient method. | |
| <i>Pseudomonas aeruginosa</i> PRD-10 | 15442™ |
| AOAC 955.14 - Testing Disinfectants against <i>Salmonella choleraesuis</i>, use-dilution methods | |
| <i>Salmonella enterica</i> subsp. <i>enterica</i> ETS 34 | 10708™ |
| AOAC 955.15 - Testing Disinfectants against <i>Staphylococcus aureus</i>, use-dilution methods. | |
| <i>Staphylococcus aureus</i> subsp. <i>aureus</i> FDA 209 | 6538™ |
| AOAC 955.17 - Fungicidal activity of disinfectants. | |
| <i>Trichophyton mentagrophytes</i> 640 | 9533™ |
| AOAC 957.23 - Antibiotics in feeds, microbiological methods. | |
| <i>Bacillus cereus</i> FDA strain PCI 213 | 11778™ |
| <i>Bacillus subtilis</i> subsp. <i>spizizenii</i> NRS 231 | 6633™ |
| <i>Escherichia coli</i> UC 527 | 29998™ |
| <i>Kocuria rhizophila</i> FDA strain PCI 1001 | 9341™ |
| <i>Micrococcus luteus</i> Mercedita | 7468™ |
| <i>Micrococcus luteus</i> 130.21 | 10240™ |
| <i>Saccharomyces cerevisiae</i> | 9763™ |
| <i>Staphylococcus epidermidis</i> FDA strain PCI 1200 | 12228™ |
| AOAC 960.09 - Germicidal and detergent sanitizing action of disinfectants. | |
| <i>Escherichia coli</i> AMC 198 | 11229™ |
| <i>Staphylococcus aureus</i> subsp. <i>aureus</i> FDA 209 | 6538™ |
| AOAC 960.46 - Vitamin assays, microbiological method. | |
| <i>Lactobacillus delbrueckii</i> subsp. <i>lactis</i> 313 | 7830™ |
| <i>Lactobacillus rhamnosus</i> | 7469™ |
| AOAC 960.47 - Amino acids in vitamin preparations. | |
| <i>Enterococcus hirae</i> R | 9790™ |
| <i>Lactobacillus plantarum</i> 17-5 | 8014™ |
| <i>Pediococcus acidilactici</i> | 8042™ |
| AOAC 960.67 - Hygromycin B in feeds, microbiological method. | |
| <i>Bacillus subtilis</i> subsp. <i>spizizenii</i> NRS 231 | 6633™ |
| AOAC 961.02 - Germicidal spray products as disinfectants. | |
| <i>Pseudomonas aeruginosa</i> PRD-10 | 15442™ |
| <i>Salmonella enterica</i> subsp. <i>enterica</i> ETS 34 | 10708™ |
| <i>Staphylococcus aureus</i> subsp. <i>aureus</i> FDA 209 | 6538™ |
| <i>Trichophyton mentagrophytes</i> 640 | 9533™ |
| AOAC 961.15 - Vitamin B6 (pyridoxine, pyridoxal, pyridoxamine) in food extracts, microbiological method. | |
| <i>Bacillus subtilis</i> subsp. <i>spizizenii</i> NRS 231 | 6633™ |
| AOAC 962.14 - Beta-lactam antibiotics in milk, qualitative field disk assay. | |
| <i>Saccharomyces cerevisiae</i> 4228 | 9080™ |
| AOAC 964.02 - Testing Disinfectants against <i>Pseudomonas aeruginosa</i>, use-dilution method. | |
| <i>Pseudomonas aeruginosa</i> PRD-10 | 15442™ |
| AOAC 972.56 - Monensin in feeds, microbiological method. | |
| <i>Bacillus subtilis</i> subsp. <i>spizizenii</i> NRS 231 | 6633™ |

TABLE 1. AOAC International

| Method | ATCC® No. |
|---|-----------|
| AOAC 976.37 - Monensin in feeds, turbidimetric method. | |
| <i>Enterococcus hirae</i> R | 8043™ |
| AOAC 977.37 - Chlortetracycline HCl in feeds, turbidimetric method. | |
| <i>Staphylococcus aureus</i> subsp. <i>aureus</i> 3R7089 strain Oxford | 9144™ |
| AOAC 982.16 - Beta-lactam antibiotics in milk, quantitative disc method. | |
| <i>Geobacillus stearothermophilus</i> NRS T15 | 10149™ |
| AOAC 982.17 - Beta-lactam antibiotics in milk, qualitative disc method II. | |
| <i>Geobacillus stearothermophilus</i> NRS T15 | 10149™ |
| AOAC 982.43 - Bacitracin in premix feeds. | |
| <i>Micrococcus luteus</i> 130.21 | 10240™ |
| AOAC 984.34 - Detection of <i>Escherichia coli</i> producing heat-labile enterotoxin, DNA colony hybridization method. | |
| <i>Escherichia coli</i> H10407 | 35401™ |
| <i>Escherichia coli</i> pBR313 | 37018™ |
| AOAC 985.32 - Vitamin B6 in ready-to-feed milk-based infant formula, microbiological method. | |
| <i>Saccharomyces cerevisiae</i> 4228 | 9080™ |
| AOAC 986.23 - Vitamin B12 activity in milk-based infant formula, turbidimetric method. | |
| <i>Lactobacillus delbrueckii</i> subsp. <i>lactis</i> 313 | 7830™ |
| <i>Weissella confusa</i> 548-D | 10881™ |
| AOAC 991.38 - <i>Salmonella</i> in Foods. | |
| <i>Escherichia coli</i> FDA strain Seattle 1946 | 25922™ |
| AOAC 991.47 - Testing disinfectants against <i>Salmonella choleraesuis</i>, hard surface carrier test method. | |
| <i>Salmonella enterica</i> subsp. <i>enterica</i> ETS 34 | 10708™ |
| AOAC 992.05 - Folic acid (pteroylglutamic acid) in infant formula, microbiological methods. | |
| <i>Lactobacillus rhamnosus</i> | 7469™ |
| AOAC 992.18 - <i>Listeria</i> species - Biochemical identification method (MICRO-ID) <i>Listeria</i>. | |
| <i>Lactococcus lactis</i> subsp. <i>cremoris</i> NCDO 607 | 19257™ |
| <i>Listeria grayi</i> V-1 | 25400™ |
| <i>Listeria monocytogenes</i> Li 20 | 19111™ |
| <i>Listeria seeligeri</i> CIP 100100 | 35967™ |
| <i>Streptococcus mitis</i> | 6249™ |
| AOAC 992.19 - <i>Listeria</i> species - Biochemical identification method (Vitek® GPI and GNI+). | |
| <i>Acinetobacter baumannii</i> 2208 | 19606™ |
| <i>Bordetella bronchiseptica</i> 03127 | 10580™ |
| <i>Enterococcus durans</i> 23C2 | 6056™ |
| <i>Enterococcus faecalis</i> Portland | 29212™ |
| <i>Klebsiella pneumoniae</i> subsp. <i>pneumoniae</i> | 13883™ |
| <i>Proteus mirabilis</i> | 7002™ |
| <i>Pseudomonas aeruginosa</i> Boston 41501 | 27853™ |
| <i>Serratia odorifera</i> 1073 | 33077™ |
| <i>Shigella sonnei</i> | 25931™ |
| <i>Staphylococcus xylosum</i> KL 162 | 29971™ |
| <i>Streptococcus equi</i> subsp. <i>equi</i> 2-1-23 | 9528™ |
| <i>Streptococcus gallolyticus</i> 38 | 9809™ |
| <i>Streptococcus pneumoniae</i> R36a rough phase | 27336™ |
| <i>Streptococcus pyogenes</i> Bruno | 19615™ |
| AOAC 993.29 - Bacitracin-MD (BMD) in complete feed, microbiological plate assay method. | |
| <i>Micrococcus luteus</i> 130.21 | 10240™ |
| AOAC 997.17 - Microbial ranking of porous packaging materials (Exposure Chamber Method). | |

TABLE 1. AOAC International

| Method | ATCC® No. |
|--|-----------|
| <i>Bacillus atropheus</i> NRS 1221A | 9372™ |
| AOAC 998.02 - Neomycin in feeds - stahl microbiological agar diffusion assay. | |
| <i>Staphylococcus epidermidis</i> FDA strain PCI 1200 | 12228™ |
| AOAC 2004.05 - Total folates in cereals and cereal foods. | |
| <i>Lactobacillus rhamnosus</i> | 7469™ |

TABLE 2. U.S. Food and Drug Administration (BAM)

| Method | ATCC® No. |
|---|-----------|
| BAM 10.F - Detection and enumeration of <i>Listeria monocytogenes</i> in foods, the CAMP Test. | |
| <i>Rhodococcus equi</i> | 6939™ |
| <i>Staphylococcus aureus</i> subsp. <i>aureus</i> Seattle 1945 | 25923™ |
| <i>Staphylococcus pseudintermedius</i> | 49444™ |
| BAM 13b - Electrophoretic and immunoblot analysis of Staphylococcal Enterotoxins in food. | |
| <i>Staphylococcus aureus</i> subsp. <i>aureus</i> FDA 196E | 13565™ |
| BAM 20A - Inhibitory substances in milk. | |
| <i>Geobacillus stearothermophilus</i> NRS T15 | 10149™ |
| <i>Kocuria rhizophila</i> FDA strain PCI 1001 | 9341™ |
| BAM 24 - Identification of foodborne bacterial pathogens by Gene Probes: Enterotoxigenic <i>Escherichia coli</i>: Heat-Stable Enterotoxin (Human), Heat-Stable Enterotoxin (Porcine), and Heat-Labile Enterotoxin. | |
| <i>Escherichia coli</i> FDA strain Seattle 1946 | 25922™ |
| BAM 24 - Identification of Foodborne Bacterial Pathogens by Gene Probes, <i>Listeria monocytogenes</i>: Combination of Invasion-Associated Protein (iap) and Hemolysin (hly) Gene Probes - AD713. | |
| <i>Listeria innocua</i> SLCC 3379 | 33090™ |
| BAM 24 - Identification of Foodborne Bacterial Pathogens by Gene Probes, <i>Vibrio cholerae</i> ctxA11. | |
| <i>Vibrio cholerae</i> | 14033™ |
| BAM 24 - Identification of Foodborne Bacterial Pathogens by Gene Probes, <i>Vibrio vulnificus</i> VV6. | |
| <i>Vibrio cholerae</i> | 14033™ |
| <i>Vibrio vulnificus</i> 324 | 27562™ |
| BAM 24 - Identification of Foodborne Bacterial Pathogens by Gene Probes, <i>Vibrio parahaemolyticus</i> tdh3. | |
| <i>Vibrio parahaemolyticus</i> EB 101 | 17802™ |
| BAM 4.II.3 - Enumeration of <i>Escherichia coli</i> and the Coliform bacteria: LST-MUG method for detecting <i>Escherichia coli</i> in chilled or Frozen Foods Exclusive of Bivalve Molluscan Shellfish. | |
| <i>Enterobacter aerogenes</i> NCDC 819-56 | 13048™ |
| <i>Escherichia coli</i> FDA strain Seattle 1946 | 25922™ |
| BAM 5.D.7 - <i>Salmonella</i>: Isolation of <i>Salmonella</i> | |
| <i>Salmonella enterica</i> subsp. <i>diarizonae</i> 62 | 29934™ |

TABLE 3. British Standards Institution

| Method | ATCC® No. |
|---|-----------|
| BS EN 1104:2005 - Paper and board intended to come into contact with foodstuffs - Determination of the transfer of antimicrobial constituents. | |
| <i>Aspergillus niger</i> 4247 | 6275™ |
| BS EN 13697:2001 - Chemical disinfectants and antiseptics - Quantitative non-porous surface test for the evaluation of bactericidal and/or fungicidal activity of chemical disinfectants used in food, industrial, domestic and institutional areas - Test method and requirements without mechanical action (phase 2/step 2). | |
| <i>Aspergillus brasiliensis</i> WLRI 034(120) | 16404™ |
| <i>Candida albicans</i> 3147 | 10231™ |
| <i>Enterococcus hirae</i> FDA M19 | 10541™ |
| <i>Escherichia coli</i> MacLeod | 10536™ |
| <i>Pseudomonas aeruginosa</i> PRD-10 | 15442™ |
| <i>Saccharomyces cerevisiae</i> | 9763™ |
| <i>Salmonella enterica</i> subsp. <i>Enterica</i> | 13311™ |
| <i>Staphylococcus aureus</i> subsp. <i>aureus</i> FDA 209 | 6538™ |
| BS EN 13704:2002 - Chemical disinfectants - Quantitative suspension test for the evaluation of sporicidal activity of chemical disinfectants used in food, industrial, domestic and institutional areas - Test method and requirements (phase 2, step 1). | |
| <i>Bacillus cereus</i> type strain A, variant IV | 12826™ |
| <i>Bacillus subtilis</i> subsp. <i>spizizenii</i> NRS 231 | 6633™ |
| BS EN 14131:2003 - Foodstuffs - Determination of folate by microbiological assay. | |
| <i>Lactobacillus rhamnosus</i> | 7469™ |
| BS EN 1650:1998 - Chemical disinfectants and antiseptics - Quantitative suspension test for the evaluation of fungicidal activity of chemical disinfectants and antiseptics used in food, industrial, domestic and institutional areas - Test method and requirements (phase 2, step 1). | |
| <i>Aspergillus brasiliensis</i> WLRI 034(120) | 16404™ |
| <i>Candida albicans</i> 3147 | 10231™ |
| <i>Saccharomyces cerevisiae</i> | 9763™ |
| BS EN ISO 11290-1:1997 - Microbiology of food and animal feeding stuffs - Horizontal method for the detection and enumeration of <i>Listeria monocytogenes</i> - Part 1: Detection method, Annex B. | |
| <i>Enterococcus faecalis</i> Portland | 29212™ |
| <i>Escherichia coli</i> FDA strain Seattle 1946 | 25922™ |
| <i>Listeria innocua</i> SLCC 3379 | 33090™ |
| <i>Listeria monocytogenes</i> 1071/53 | 13932™ |
| <i>Listeria monocytogenes</i> Li20 | 19111™ |
| <i>Rhodococcus equi</i> | 6939™ |
| <i>Staphylococcus aureus</i> subsp. <i>aureus</i> Seattle 1945 | 25923™ |
| BS EN ISO 11290-2:1998 - Microbiology of food and animal feeding stuffs - Horizontal method for the detection and enumeration of <i>Listeria monocytogenes</i> - Part 2: Enumeration method, Annex B. | |
| <i>Rhodococcus equi</i> | 6939™ |
| <i>Staphylococcus aureus</i> subsp. <i>aureus</i> Seattle 1945 | 25923™ |
| BS EN ISO 21871:2006 - Microbiology of food and animal feeding stuffs. | |
| <i>Bacillus cereus</i> FDA strain PCI 213 | 11778™ |
| <i>Escherichia coli</i> FDA strain Seattle 1946 | 25922™ |
| <i>Escherichia coli</i> Crooks | 8739™ |
| BS EN ISO 6888-3:2003 - Microbiology of food and animal feeding stuffs - Horizontal method for the enumeration of coagulase-positive staphylococci (<i>Staphylococcus aureus</i> and other species) - Part3: Detection and MPN technique for low numbers. | |
| <i>Penicillium aurantiogriseum</i> | 8732™ |
| <i>Staphylococcus aureus</i> subsp. <i>aureus</i> FDA 209 | 6538™ |
| DD ENV 14166:2001 - Foodstuffs - Determination of vitamin B6 by microbiological assay. | |
| <i>Saccharomyces cerevisiae</i> 4228 | 9080™ |


TABLE 4. International Organization for Standardization (ISO)

| Method | ATCC® No. |
|--|-----------|
| ISO 6888-3:2003 - Microbiology of food and animal feeding stuffs - Horizontal method for the enumeration of coagulase - positive staphylococci (<i>Staphylococcus aureus</i> and other species) - Part3: Detection and MPN technique for low numbers. | |
| <i>Escherichia coli</i> FDA strain Seattle 1946 | 25922™ |
| <i>Escherichia coli</i> Crooks | 8739™ |
| <i>Penicillium aurantiogriseum</i> H45 | 8732™ |
| <i>Staphylococcus aureus</i> subsp. <i>aureus</i> FDA 209 | 6538™ |
| <i>Staphylococcus aureus</i> subsp. <i>aureus</i> Seattle 1945 | 25923™ |
| ISO 11290-2:1998 - Microbiology of food and animal feeding stuffs - Horizontal method for the detection and enumeration of <i>Listeria monocytogenes</i> - Part 2: Enumeration method. | |
| <i>Rhodococcus equi</i> | 6939™ |
| <i>Staphylococcus aureus</i> subsp. <i>aureus</i> Seattle 1945 | 25923™ |
| ISO 11133-2:2003 - Microbiology of food and animal feeding stuffs - Guidelines on preparation and production of culture media - Part 2: Practical guidelines on performance testing of culture media. | |
| <i>Aspergillus brasiliensis</i> WLRI 034(120) | 16404™ |
| <i>Bacillus cereus</i> FDA strain PCI 213 | 11778™ |
| <i>Bacillus subtilis</i> subsp. <i>spizizenii</i> NRS 231 | 6633™ |
| <i>Candida albicans</i> 3147 | 10231™ |
| <i>Citrobacter freundii</i> LRA 117.03.76 | 43864™ |
| <i>Clostridium perfringens</i> 281/50 | 12916™ |
| <i>Clostridium perfringens</i> CN 1491 | 13124™ |
| <i>Enterococcus faecalis</i> | 19433™ |
| <i>Enterococcus faecalis</i> Portland | 29212™ |
| <i>Escherichia coli</i> FDA strain Seattle 1946 | 25922™ |
| <i>Escherichia coli</i> Crooks | 8739™ |
| <i>Escherichia coli</i> | 11775™ |
| <i>Escherichia coli</i> CDC EDL 932 | 43894™ |
| <i>Escherichia coli</i> CDC EDL 933 | 43895™ |
| <i>Lactobacillus sakei</i> subsp. <i>sakei</i> T.S. | 15521™ |
| <i>Lactococcus lactis</i> subsp. <i>lactis</i> OJ | 19435™ |
| <i>Listeria monocytogenes</i> Li 20 | 19111™ |
| <i>Listeria monocytogenes</i> 1071/53 | 13932™ |
| <i>Pediococcus damnosus</i> Be.1 | 29358™ |
| <i>Penicillium aurantiogriseum</i> IMI 19759 | 16025™ |
| <i>Proteus mirabilis</i> CDC PR 14 | 29906™ |
| <i>Pseudomonas aeruginosa</i> Boston 41501 | 27853™ |
| <i>Saccharomyces cerevisiae</i> | 9763™ |
| <i>Salmonella enterica</i> subsp. <i>enterica</i> CDC K-1891 | 13076™ |
| <i>Salmonella enterica</i> subsp. <i>enterica</i> CDC 6516-60 | 14028™ |
| <i>Staphylococcus aureus</i> subsp. <i>aureus</i> FDA 209 | 6538™ |
| <i>Staphylococcus aureus</i> subsp. <i>aureus</i> Seattle 1945 | 25923™ |
| <i>Staphylococcus epidermidis</i> FDA strain PCI 1200 | 12228™ |
| <i>Yersinia enterocolitica</i> 33114 | 9610™ |
| <i>Yersinia enterocolitica</i> subsp. <i>enterocolitica</i> Billups-1803-68 | 23715™ |


TABLE 5. Japanese Industrial Standards (JIS)

| Method | ATCC® No. |
|---|-----------|
| Jis K 3705:2008 Test Methods For Culture Media-Culture Medium For <i>Salmonella</i> Spp.-Detection Of <i>Salmonella</i> Spp. | |
| <i>Escherichia coli</i> | 25922™ |
| <i>Enterococcus faecalis</i> | 29212™ |
| Jis K 3706-1:2008 Test Methods For Culture Media-Culture Medium For <i>Listeria Monocytogenes</i>-Part 1: Detection Of <i>Listeria Monocytogenes</i> | |
| <i>Staphylococcus aureus</i> | 25923™ |
| <i>Escherichia coli</i> | 25922™ |
| <i>Enterococcus faecalis</i> | 29212™ |
| Jis K 3706-2:2008 Test Methods For Culture Media-Culture Medium For <i>Listeria Monocytogenes</i>-Part 1: Enumeration Of <i>Listeria Monocytogenes</i> | |
| <i>Staphylococcus aureus</i> | 25923™ |
| <i>Rhodococcus equi</i> | 6939™ |

CREDIBLE MODELS INCREDIBLE RESULTS

 10801 University Boulevard
Manassas, Virginia 20110-2209

 703.365.2700

 703.365.2701

 sales@atcc.org

 www.atcc.org

QC-052019-07

© 2019 American Type Culture Collection. The ATCC trademark and trade name, and any other trademarks listed in this publication are trademarks owned by the American Type Culture Collection unless indicated otherwise. © LGC Limited, 2019. All rights reserved. The LGC trademark is owned by LGC Limited and used under license. PicoGreen® and RiboGreen® are registered trademarks of Invitrogen™. Droplet Digital™ is a trademark of Bio-Rad Laboratories, Inc. IVIS® Spectrum is a registered trademark of PerkinElmer. CHROMagar™ is a trademark of Dr. A. Rambach. VITEK® is a registered trademark of bioMérieux.