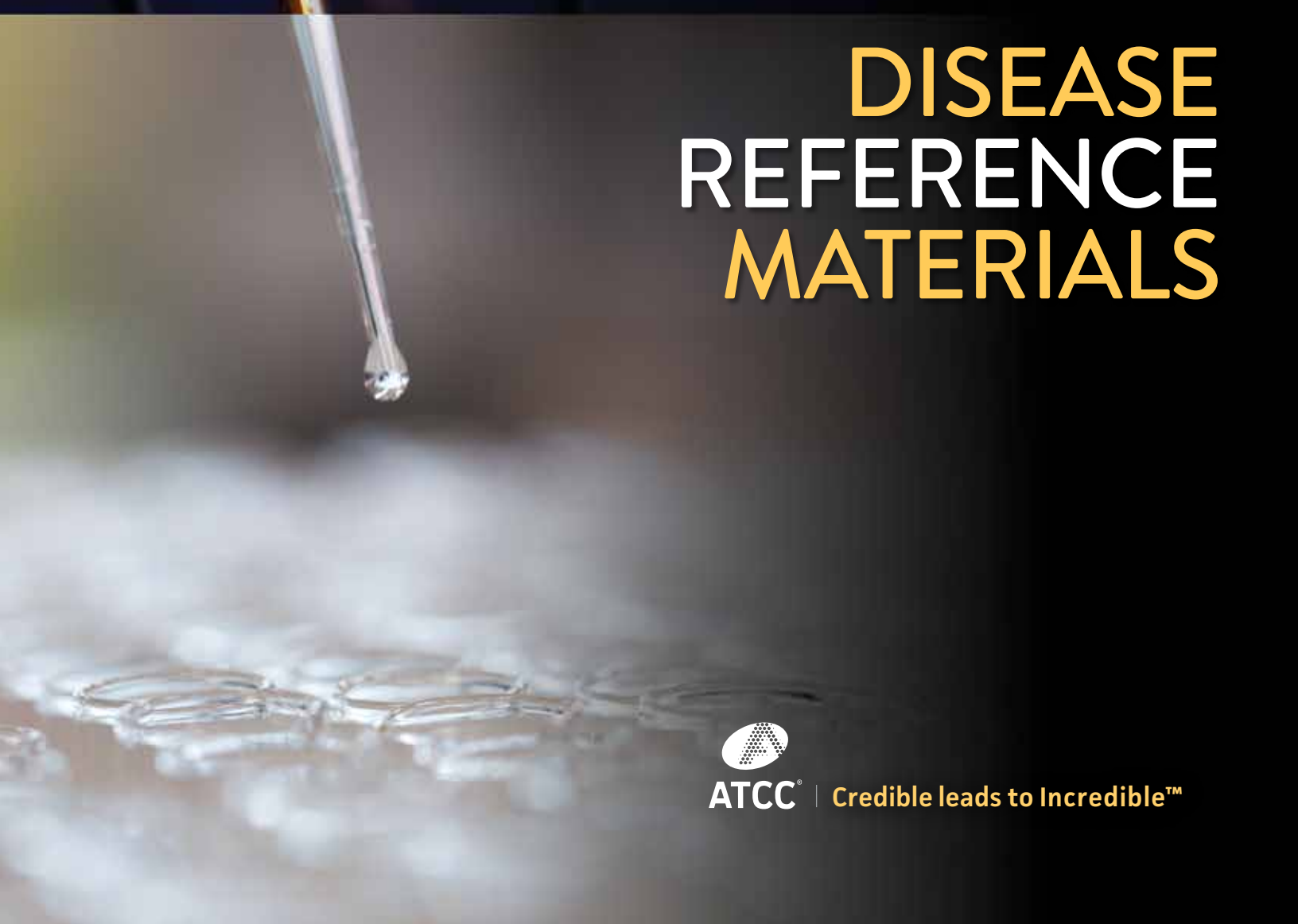




**SEPSIS AND  
BLOOD-BORNE**

**DISEASE  
REFERENCE  
MATERIALS**



# Sepsis and Blood-Borne Disease Reference Materials

The accuracy and precision of assays designed to screen donor blood, tissues, and artificial implants for communicable diseases and contaminants is essential for preventing sepsis and the spread of blood-borne pathogens. To support the development and validation of these assays, ATCC offers a variety of authenticated molecular and biological materials:

- Antimicrobial-resistant organisms
- Microorganisms isolated from blood
- Genomic and synthetic nucleic acids
- Persistently infected cell lines

These products are ideal for assay development, inclusivity and exclusivity testing, and for use as external controls or comparative analysis with investigative databases. Further, they are supported by a polyphasic approach that combines genotypic, phenotypic, proteotypic, and functional analyses to ensure authenticity, so you can trust your results and reproduce your data.

Check out a selection of our nucleic acids and strains below, or view our complete collection online at [www.atcc.org/bloodborne](http://www.atcc.org/bloodborne).

**TABLE 1.** Nucleic Acids for Blood-borne Disease Research

ATCC® No.	Product Description
VR-538D™	Human herpesvirus 5 Genomic DNA
VR-538DQ™	Quantitative Human herpesvirus 5 Genomic DNA
VR-3247SD™	Quantitative Synthetic Human herpesvirus 4 (HHV-4) DNA
VR-3249SD™	Quantitative Synthetic BK virus DNA
VR-3232SD™	Quantitative Synthetic Hepatitis B virus DNA
VR-3233SD™	Quantitative Synthetic Hepatitis C virus RNA
VR-3245SD™	Quantitative Synthetic Human immunodeficiency virus 1 (HIV-1) RNA

**TABLE 2.** Viruses Isolated from Blood

ATCC® No.	Organism	Strain Designation	Isolation Source
VR-326™	Bwamba virus	M459	Blood serum from 24-year-old male with febrile illness (Uganda, 1937)
VR-1467™	Human herpesvirus 6B	Z-29	Peripheral blood from a 36 year-old male AIDS patient (Africa)
VR-24™	Measles virus	Edmonston	Blood from patient in acute phase of measles (Massachusetts, 1954)
VR-266™	Oropouche virus	TR 9760	Blood from febrile patient (Trinidad, 1955)
VR-263™	Parainfluenza virus 5	DA	Human blood obtained at autopsy (Connecticut)
VR-559™	Punta Toro virus	Balliet	Blood from young adult male (Pennsylvania, 1966)
VR-243™	Sandfly fever Naples virus	Naples	Blood of soldier with clinically diagnosed Sandfly fever (Italy, 1944)
VR-1510™	West Nile virus	B 956	Human blood (Uganda, 1937)
VR-1839™	Zika virus	IB H 30656	Human blood (Nigeria, 1968)

## Sexually Transmitted Infection (STI) Research Tools

Detecting and treating STIs can be challenging. To help you get your research started, ATCC offers a variety of microbial strains and nucleic acids that are ideal for the development and validation of novel therapeutics and rapid detection methods. Visit us online at [www.atcc.org/STI](http://www.atcc.org/STI) to browse our growing portfolio of products.

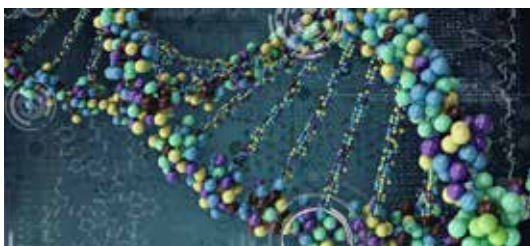


**TABLE 3.** Protists Isolated from Blood

ATCC® No.	Organism	Strain Designation	Isolation Source
PRA-302™	<i>Babesia duncani</i>	WA1	Human blood (Washington State, 1991)
PRA-398™	<i>Babesia microti</i>	GI	Human blood, Babesiosis (Massachusetts, 1983)
PRA-399™	<i>Babesia microti</i>	Nan-Hs-2011	Human blood, Babesiosis (Massachusetts, 2010)
PRA-99™	<i>Babesia microti</i>	Peabody mjr	Human blood (Massachusetts, 1973)
30881™	<i>Leishmania donovani</i>	1151	Human, male venous blood (Honduras, 1974)
PRA-344™	<i>Toxoplasma gondii</i>	VAND	Blood from human disseminated toxoplasmosis (French Guyana, 1997)
30024™	<i>Trypanosoma brucei rhodesiense</i>	Wellcome CT	Human blood (Tanganyika, 1934)

**TABLE 4.** Fungi Isolated from Blood

ATCC® No.	Organism	Strain Designation	Isolation Source
90906™	<i>Aspergillus fumigatus</i>	151	Human blood (Germany)
14053™	<i>Candida albicans</i>	NIH 3172	Human blood (Maryland)
28367™	<i>Candida albicans</i>	3153	Human, blood of patient with myelogenous leukemia (California)
MYA-1237™	<i>Candida albicans</i>	86-21	Human blood (1986)
MYA-427™	<i>Candida albicans</i>	A39	Human blood (Belgium)
48435™	<i>Candida glabrata</i>	B989	Human blood (Wisconsin)
90878™	<i>Candida krusei</i>	B74	Human blood (Germany)
42720™	<i>Candida lusitanae</i>	45090	Human, blood of patient with myelogenous leukemia (California)
96141™	<i>Candida orthopsilosis</i>	MCO456	Human blood (Texas)
90875™	<i>Candida parapsilosis</i>	B78	Human blood (Germany)
58964™	<i>Candida rugosa</i>	3814	Human, blood and IV catheter tip (California)
42678™	<i>Candida tropicalis</i>	79MR8	Human, autopsy blood (New York)
90874™	<i>Candida tropicalis</i>	B79	Human blood, (Germany)
64882™	<i>Candida utilis</i>		Blood of 5-year-old male hemophiliac with AIDS (Tennessee)
76558™	<i>Cerinosterus cyanescens</i>	CDC B-4620	Human blood (Connecticut)
76559™	<i>Cerinosterus cyanescens</i>	CDC B-4509	Human blood (Virginia)
64538™	<i>Cryptococcus neoformans</i>	0879	Blood of AIDS patient (California)
201460™	<i>Fusarium nygamai</i>	B3534	Blood of Egyptian man with lymphoblastic non-Hodgkin's lymphoma (Netherlands)
90723™	<i>Histoplasma capsulatum</i>	CDC B-5392	Human blood (Kansas)
200925™	<i>Magnusiomyces capitatus</i>	3	Blood of 49-year-old man with acute lymphoblastic leukemia (Italy)
96750™	<i>Malassezia pachydermatis</i>	IP2195.93	Human blood (France)
90877™	<i>Meyerozyma guilliermondii</i>	B77	Human blood (Germany)
90239™	<i>Paecilomyces lilacinus</i>	91-1103	Blood of immunocompromised 18-month-old male child (Texas)
201705™	<i>Penicillium marneffeii</i>	NIHT 38-0191-74	Human, blood of HIV+ female, Chiang Rai Hospital (Thailand, 1995)
MYA-1312™	<i>Phialemonium curvatum</i>	FMR 6321	Human blood (Brazil, 1997)
200050™	<i>Talaromyces marneffeii</i>	391 H	Blood from AIDS patient (Thailand)
201704™	<i>Talaromyces marneffeii</i>	NIHT 39-316-33	Human, blood of HIV+ female, Lam-Pang Hospital (Thailand, 1995)
28573™	<i>Trichophyton terrestre</i>	VH/Tr/B+	Blood and spinal fluid with rheumatoid arthritis (Canada)
MYA-1296™	<i>Trichosporon asahii</i>	OMU239	Human blood (1992)
MYA-4696™	<i>Volvariella volvacea</i>	NIH1001	Brain hemorrhage in a patient following double umbilical cord blood transplantation, NIH (Maryland)



## Nucleic Acids

Your time and money are valuable. That is why ATCC has made it a priority to provide ready-to-use nucleic acids from clinically relevant microorganisms and cell lines, enabling you to get your research moving faster. Browse our collection online at [www.atcc.org/GenuineNucleics](http://www.atcc.org/GenuineNucleics).

**TABLE 5.** Bacteria Isolated from Blood

ATCC® No.	Organism	Strain Designation	Isolation Source
49176™	<i>Abiotrophia defectiva</i>	SC10	Human, blood of bacterial endocarditis patient
BAA-1710™	<i>Acinetobacter baumannii</i>	AYE	Human blood (2003)
51432™	<i>Acinetobacter baumannii</i>		Blood of 36-year-old human male (Pennsylvania)
BAA-1878™	<i>Acinetobacter baumannii</i>	COL 20820	Human blood, bloodstream infection and sepsis in a burn patient
BAA-2093™	<i>Acinetobacter baumannii</i>	A118	Human blood (Argentina)
BAA-617™	<i>Acinetobacter ursingii</i>	LMG 19575	Human blood (Czech Republic, 1993)
51849™	<i>Actinomyces neuii</i> subsp. <i>anitratus</i>	DSM 8577	Human blood (Switzerland)
BAA-465™	<i>Aerococcus sanguinicola</i>	CCUG 43001	Human blood
49569™	<i>Aeromonas jandaei</i>	AS-14	Blood (California)
51727™	<i>Arcanobacterium bernardiae</i>	CCUG 33419	Human Blood (Canada)
49615™	<i>Arcobacter cryaerophilus</i>	CDC D2610	Human blood (Belgium)
BAA-273™	<i>Arthrobacter albus</i>	DSM 13068	Human blood (Belgium)
700220™	<i>Arthrobacter woluwensis</i>	CUL 1808	Human blood (Belgium)
51564™	<i>Azospira oryzae</i>	CCUG 13232	Human blood (Sweden)
BAA-2694™	<i>Bartonella ancashi</i>	20	Blood of a patient presenting with verruga peruana (Peru)
BAA-2247™	<i>Bartonella elizabethae</i>	F9251	Blood from a human with endocarditis
49882™	<i>Bartonella henselae</i>	Houston-1	Blood from an HIV-positive male (Texas)
51694™	<i>Bartonella quintana</i>	90-268	Human blood (Oklahoma)
BAA-2250™	<i>Bartonella vinsonii</i> subsp. <i>arupensis</i>	OK 94-513	Blood culture of a 62 year old male cattle rancher with bacteremia (Wyoming, 1994)
BAA-1777™	<i>Bartonella washoensis</i>	085-0475	Human blood in which host exhibited meningitis and sepsis (2008)
BAA-773™	<i>Bifidobacterium scardovii</i>	CCUG 13008 A	Human blood (Sweden, 1982)
51730™	<i>Bordetella hinzii</i>	LMG 14052	Human blood (Washington State)
700053™	<i>Bordetella holmesii</i>	CIP 104396	Human blood (Saudi Arabia)
55131™	<i>Borrelia burgdorferi</i>	HB19M	Human blood (Belgium)
BAA-2743™	<i>Borrelia mayonii</i>	MN14-1420	Human blood, Lyme disease patient (USA)
BAA-2744™	<i>Borrelia mayonii</i>	MN14-1539	Human, blood of patient with Lyme disease (USA)
BAA-147™	<i>Brevibacterium casei</i>		Human blood
13945™	<i>Burkholderia cepacia</i>	K4	Human blood
BAA-2539™	<i>Campylobacter fetus</i> subsp. <i>testudinum</i>		Human, blood infection (New York, 2003)
33561™	<i>Campylobacter fetus</i> subsp. <i>venerealis</i>	CIP 5443	Human blood (Belgium)
43457™	<i>Campylobacter jejuni</i> subsp. <i>jejuni</i>	CPI 7086	Human blood (Belgium)
35978™	<i>Capnocytophaga canimorsus</i>	CDC C8936	Human blood (California)
15826™	<i>Cardiobacterium hominis</i>	6573	Human blood (Belgium)
BAA-694™	<i>Cardiobacterium valvarum</i>	MDA 3079	Human blood (2001)
BAA-787™	<i>Cellulomonas septica</i>	CDC W7388	Human blood (Florida, 1991)
BAA-886™	<i>Cellulosimicrobium funkei</i>	W6122	Human blood (Colorado)
51642™	<i>Citrobacter murlinae</i>	CDC 1336-81	Human blood (Maryland)
51114™	<i>Citrobacter werkmanii</i>	CDC 0876-58	Human blood (Belgium)
BAA-265™	<i>Clostridium neonatale</i>	99A005	Human blood (Canada, 1999)
6009™	<i>Clostridium septicum</i>	8801	Human blood (Colorado)
51403™	<i>Corynebacterium afermentans</i> subsp. <i>afermentans</i>	CIP 103499	Human blood (Canada)
700207™	<i>Corynebacterium amycolatum</i>	CIP 103821	Blood (France, 1991)
700219™	<i>Corynebacterium coyleae</i>	DMMZ 214	Human blood (Switzerland)
BAA-596™	<i>Corynebacterium falsenii</i>	CCUG 33651	Human blood
700355™	<i>Corynebacterium mucifaciens</i>	DMMZ 2278	Human blood (Switzerland, 1996)
BAA-1141™	<i>Corynebacterium tuscaniense</i>		Human blood (2002)

**TABLE 5.** Bacteria Isolated from Blood

ATCC® No.	Organism	Strain Designation	Isolation Source
51325™	<i>Dermabacter hominis</i>	LCDC 79-0730	Human blood (Canada)
BAA-56™	<i>Dolosicoccus paucivorans</i>	CCUG 39307	Human blood (Ohio, 1995)
VR-367™	<i>Ehrlichia sennetsu</i>	Miyayama	Human blood (Belgium, 1953)
51724™	<i>Eikenella corrodens</i>	CCUG 29131	Human blood (Sweden)
13254™	<i>Elizabethkingia meningoseptica</i>	422	Human blood (Florida)
49163™	<i>Enterobacter hormaechei</i>	CDC 4521-86	Blood (Hawaii)
BAA-260™	<i>Enterobacter kobei</i>	CDC 4012-00	Human blood from a diabetic patient (Japan, 1979)
700668™	<i>Enterococcus casseliflavus</i>	UC73	Human blood (Illinois)
4200™	<i>Enterococcus faecalis</i>	R.F.1	Blood of patient with rheumatic fever
700802™	<i>Enterococcus faecalis</i>	V583	Human blood from a patient in St. Louis (Missouri, 1987)
51858™	<i>Enterococcus faecium</i>	Vancomycin-de- pendent #4	Human blood
BAA-472™	<i>Enterococcus faecium</i>	TEX16	Blood of a human patient with infective endocarditis, Methodist Hospital (Texas, 1992)
BAA-780™	<i>Enterococcus</i> sp.	CDC PNS-E1	Human blood (1991)
BAA-2503™	<i>Escherichia coli</i>	CFT073-WAM4505	Blood of a patient with pyelonephritis
700928™	<i>Escherichia coli</i>	CFT073	Human clinical specimen - blood and urine from a woman with acute pyelonephritis (Maryland)
33850™	<i>Ewingella americana</i>	CDC 0679-79	Human blood (Delaware)
700631™	<i>Facklamia ignava</i>	CDC 164-97	Human blood (Canada)
700629™	<i>Facklamia sourekkii</i>	SS-1019	Human blood (Sweden, 1993)
700627™	<i>Gemella bergeri</i>	CDC 617-93	Human blood
700632™	<i>Gemella sanguinis</i>	CDC 2045-94	Human blood (Georgia, 1993)
51174™	<i>Globicatella sanguinis</i>	NCFB 2826	Human blood (Georgia)
43205™	<i>Granulicatella adiacens</i>	MC 2220	Human blood (New York)
49175™	<i>Granulicatella adiacens</i>	GaD	Throat flora, urine, and blood of patients with endocarditis
51997™	<i>Haemophilus influenzae</i>	INT 1	Human blood (Missouri)
9833™	<i>Haemophilus influenzae</i>	AMC 36-A-8	Blood and spinal fluid
9796™	<i>Haemophilus parainfluenzae</i>	655	Blood from a patient with subacute bacterial endocarditis
BAA-76™	<i>Helicobacter cinaedi</i>		Blood culture of human, immunodeficiency virus-positive patient, Westmead Hospital (Australia, 1994)
51983™	<i>Klebsiella oxytoca</i>	H51574-2	Human blood (New York)
25926™	<i>Klebsiella pneumoniae</i> subsp. <i>ozaenae</i>	NCDC 2827-70	Human blood (Belgium)
33200™	<i>Lactobacillus johnsonii</i>	VPI 7960	Human blood (Belgium)
43782™	<i>Leptospira interrogans</i>	Ictero No.I	Human blood (Japan)
43285™	<i>Leptospira weilii</i>	Celledoni	Human blood (Australia)
700907™	<i>Leptotrichia trevisanii</i>	Wee Tee 1999	Human blood (Australia)
51774™	<i>Listeria monocytogenes</i>	IHE/92/1104/467- 00	Human blood (Belgium)
BAA-703™	<i>Massilia timonae</i>	99A9205	Human blood (1999)
700809™	<i>Methylobacterium zatmanii</i>		Human blood (1997)
700897™	<i>Mycobacterium avium</i>	MAC 511	Human blood (1988)
700898™	<i>Mycobacterium avium</i>	MAC 101	Human blood (1983)
51233™	<i>Mycobacterium genavense</i>	90-4096-P	Human blood (Washington State)
51234™	<i>Mycobacterium genavense</i>	89-2289-M	Human blood (1989)
BAA-955™	<i>Mycobacterium goodii</i>	04-041-4593	Human blood (Pennsylvania, 2004)
BAA-823™	<i>Mycobacterium hackensackense</i>	147-0552	Human blood (New Jersey, 2002)
27545- TTR™	<i>Mycoplasma hominis</i>	[LBD-4]	Human blood




**TABLE 5.** Bacteria Isolated from Blood

ATCC® No.	Organism	Strain Designation	Isolation Source
49379™	<i>Neisseria elongata</i> subsp. <i>nitroreducens</i>	CDC 87016750	Human blood (Rhode Island)
BAA-1846™	<i>Neisseria gonorrhoeae</i>	SK-92-679	Blood isolate from a woman diagnosed with disseminated gonococcal infection (Washington State, 1992)
BAA-1847™	<i>Neisseria gonorrhoeae</i>	SK-93-1035	Blood isolate from a woman diagnosed with disseminated gonococcal infection A (Washington State, 1993)
23255™	<i>Neisseria meningitidis</i>	79 Eur	Human blood
43744™	<i>Neisseria meningitidis</i>	M-1574	Human blood (Illinois)
43949™	<i>Photothabdus asymbiotica</i> subsp. <i>asymbiotica</i>	3105-77	Human blood (Maryland)
BAA-663™	<i>Proteus mirabilis</i>	Pm 631	Blood culture from paraplegic and diabetic patient (France, 2000)
27317™	<i>Pseudomonas aeruginosa</i>	PD-05144	Human blood (Belgium)
BAA-716™	<i>Ralstonia mannitolilytica</i>	NCIMB 10805	Human blood, St. Thomas's Hospital (United Kingdom, 1971)
VR-1363™	<i>Rickettsia japonica</i>	YH	Blood of patient with oriental spotted fever (Japan)
BAA-691™	<i>Roseomonas gilardii</i> subsp. <i>rosea</i>	MDA 5605	Human blood (Texas, 1999)
BAA-692™	<i>Roseomonas mucosa</i>	MDA 5527	Human blood culture performed at the University of Texas M.D. Anderson Cancer Center (Texas, 2000)
51812™	<i>Salmonella enterica</i> subsp. <i>enterica</i> serovar <i>Typhimurium</i>	U24	Human blood (Minnesota)
BAA-789™	<i>Sanguibacter hominis</i>	CDC W7389	Human blood (South Carolina, 1992)
29021™	<i>Serratia marcescens</i>	CDC 4385-74	Human blood (Illinois)
43297™	<i>Serratia marcescens</i>	3G	Human blood (Belgium)
BAA-2421™	<i>Staphylococcus aureus</i>		Blood of human exhibiting fever, joint pain, swelling, and back pain (Massachusetts, 2010)
700789™	<i>Staphylococcus aureus</i> subsp. <i>aureus</i>	12478	Human blood culture via central line (New York, 1997)
BAA-38™	<i>Staphylococcus aureus</i> subsp. <i>aureus</i>	E2125	Human blood (Denmark)
55133™	<i>Staphylococcus caprae</i>	Hay	Human blood
35983™	<i>Staphylococcus epidermidis</i>	RP12	Human blood (Tennessee)
51625™	<i>Staphylococcus epidermidis</i>	CCF 15990	Human blood (Ohio)

### Antimicrobial-Resistant Research Materials

ATCC offers a complete set of solutions to advance your antibiotic resistance research, including drug-resistant microbial strains from various clinical and environmental sources; microbial panels comprising drug-resistant microorganisms; primary cells for drug toxicity screening studies; and media, reagents, and growth kits that support cellular expansion. Visit us online at [www.atcc.org/superbugs](http://www.atcc.org/superbugs) to find products relevant to your research and applications.



**TABLE 5.** Bacteria Isolated from Blood


ATCC® No.	Organism	Strain Designation	Isolation Source
700562™	<i>Staphylococcus epidermidis</i>	1191	71-year-old female cancer patient with bacteremia (Virginia, 1997)
700563™	<i>Staphylococcus epidermidis</i>	1194	Human blood (Virginia, 1997)
700565™	<i>Staphylococcus epidermidis</i>	4477-2	Human blood (Virginia, 1997)
700576™	<i>Staphylococcus epidermidis</i>	597	Blood of male neurology patient with bacteremia (Virginia, 1997)
700583™	<i>Staphylococcus epidermidis</i>	15290	Blood of male renal patient with bacteremia (Virginia, 1997)
700586™	<i>Staphylococcus hominis</i>	19536	Blood of female renal patient with bacteremia (Virginia, 1997)
25615™	<i>Staphylococcus hominis</i> subsp. <i>hominis</i>	X300	Blood of child with lymphatic leukemia
51624™	<i>Staphylococcus hominis</i> subsp. <i>hominis</i>	CCF 16471	Human blood (Ohio)
700236™	<i>Staphylococcus hominis</i> subsp. <i>novobiosepticus</i>	R22	Human blood (New Jersey)
49052™	<i>Staphylococcus intermedius</i>	AB 148	Human blood (Kansas)
700582™	<i>Staphylococcus lugdunensis</i>	7829	Blood of male patient with bacteremia (Virginia, 1997)
51128™	<i>Staphylococcus pasteuri</i>	BM9363	Human blood (France)


**TABLE 5.** Bacteria Isolated from Blood


ATCC® No.	Organism	Strain Designation	Isolation Source
700267™	<i>Stenotrophomonas maltophilia</i>	AA	Human blood (Utah, 1993)
49480™	<i>Streptobacillus moniliformis</i>	Bb 7372/89	Human blood (Norway)
700047™	<i>Streptococcus agalactiae</i>	386	Human blood (Georgia)
BAA-1176™	<i>Streptococcus agalactiae</i>	COH1, Type III	Human blood
BAA-2672™	<i>Streptococcus agalactiae</i>	2008232731	Human blood and cerebrospinal fluid
BAA-338™	<i>Streptococcus dysgalactiae</i> subsp. <i>equisimilis</i>	AC-2713	Human blood
43143™	<i>Streptococcus gallolyticus</i> subsp. <i>gallolyticus</i>	F-1867	Human blood (Belgium)
BAA-2069™	<i>Streptococcus gallolyticus</i> subsp. <i>gallolyticus</i>		Human blood culture; infective endocarditis (2001)
43144™	<i>Streptococcus gallolyticus</i> subsp. <i>pasteurianus</i>	CDC 1723-81	Human blood (Belgium)
6249™	<i>Streptococcus oralis</i>		Human blood from a patient with septicemia and endocarditis (Washington, D.C.)
BAA-2298™	<i>Streptococcus pneumoniae</i>	83436	Blood culture from a 13 year-old male (2008)
700672™	<i>Streptococcus pneumoniae</i>	VH14	Human blood (Spain)
700674™	<i>Streptococcus pneumoniae</i>	S. Africa 19A-7	Human blood culture (South Africa, 1989)
700675™	<i>Streptococcus pneumoniae</i>	S. Africa 6B-8	Human blood culture (South Africa, 1990)
BAA-334™	<i>Streptococcus pneumoniae</i>	TIGR4	Human blood from a 30-year-old male patient (Norway)
BAA-1064™	<i>Streptococcus pyogenes</i>	MGAS 6180	Human blood (Texas, 1998)
7073™	<i>Streptococcus salivarius</i> subsp. <i>salivarius</i>	275	Blood from patient with acute articular rheumatism
33218™	<i>Tatlockia micdadei</i>	TATLOCK	Human blood
700082™	<i>Tsukamurella incheonensis</i>	IMMIB D-771	Human blood (Korea)
BAA-173™	<i>Tsukamurella strandjordii</i>	32-92	Blood from a 5-year-old girl with acute myelogenous leukemia (1992)
27562™	<i>Vibrio vulnificus</i>	324	Human blood (Florida)
43382™	<i>Vibrio vulnificus</i>	VVL1	Human blood (Florida)
BAA-86™	<i>Vibrio vulnificus</i>	CDC 9505-95	Human blood (Israel)
23715™	<i>Yersinia enterocolitica</i> subsp. <i>enterocolitica</i>	Billups-1803-68	Human blood from anterior chamber of the eye (Missouri, 1968)
27729™	<i>Yersinia enterocolitica</i> subsp. <i>enterocolitica</i>	WA	Human blood (Belgium, 1972)
700822™	<i>Yersinia enterocolitica</i> subsp. <i>enterocolitica</i>	NCTC 11175	Human blood

# CREDIBLE PARTNERSHIP

# INCREDIBLE RESPONSE

 10801 University Boulevard  
Manassas, Virginia 20110-2209

 703.365.2700

 703.365.2701

 [sales@atcc.org](mailto:sales@atcc.org)

 [www.atcc.org](http://www.atcc.org)

**AMS-052019-02**

© 2019 American Type Culture Collection. The ATCC trademark and trade name, and any other trademarks listed in this publication are trademarks owned by the American Type Culture Collection unless indicated otherwise.

These products are for laboratory use only. Not for human or diagnostic use. ATCC products may not be resold, modified for resale, used to provide commercial services or to manufacture commercial products without prior ATCC written approval.