





Product Sheet

Acholeplasma laidlawii (ATCC® 23206-MINI-PACK™)

Please read this FIRST



Storage Temp.
-70°C or colder,
store upright.
Storage at **-20°C**
is acceptable for
up to 1 year.



Biosafety Level
1

Intended Use

This product is intended for research use only. It is not intended for any animal or human therapeutic or diagnostic use.

Citation of Strain

If use of this culture results in a scientific publication, it should be cited in that manuscript in the following manner: *Acholeplasma laidlawii* (ATCC® 23206-MINI-PACK™)

Description

Designation: PG8 [NCTC 10116, PG8; A]

Deposited Name: *Mycoplasma laidlawii* (Sabin) Prevot

Product Description: ATCC® 23206-MINI-PACK™ consists of 6 ready-to-use vials of ATCC® 23206™ frozen in 200 µL of glycerol stock, eliminating the need to rehydrate and culture the strain prior to use. Each vial is provided with a 2-D barcode for easy storage and tracking, as well as peel-off labels for fast and reliable recordkeeping.

Propagation

Medium

ATCC® Medium 243: Mycoplasma medium

Growth Conditions

Temperature: 37°C

Atmosphere: Broth: Aerobic, Agar: 5% CO₂

Propagation Procedure

Frozen mini-cryovials packed in dry ice should either be thawed immediately for use or stored at or below -70°C until the expiration date printed on the label. Storage at -20°C is acceptable for up to 1 year.

1. Follow instructions as suggested for the culturing of Mollicutes:

PROCEDURES FOR PROPAGATING MOLLICUTES:

- a. Thaw the bacterial strain upright using gentle agitation in a 25°C to 30°C water bath. Thawing will be rapid; approximately 2-3 minutes or until all ice crystals have melted.
 - b. Immediately after thawing, wipe down the mini-cryovial with 70% ethanol.
 - c. Make serial dilutions by transferring 0.2 mL from the original tube to a tube containing 1.8 mL of the recommended broth. Repeat process by transferring 0.2 mL from the second to a third tube, etc. Dilutions are important, not only for titration purposes, but also to keep culture in varying stages of growth. Many strains will die out rapidly once acid or alkaline conditions are reached.
 - d. Discard the empty vial. Do not refreeze any unused portion as it will result in a loss of viability.
 - e. Use an uninoculated tube of broth to serve as a control.
 - f. Plates may be inoculated to check colony morphology. You can also spot each dilution on the surface of plate (4 or more/plate) to determine the number of colony-forming units. However, not all strains do well on solid medium. Incubate all tubes and plates under the recommended conditions and appropriate temperature. The time necessary for growth will vary from strain to strain. Growth on plates generally requires additional incubation.
 - g. Depending on the medium used, growth will be indicated by increased turbidity, a color change, or both.
2. Tubes are incubated aerobically and plates are incubated in 5% CO₂. The incubation temperature is 37°C.
 3. This strain will show turbidity in the first few dilution tubes within 48 hours. Additional incubation will be required for colonies to appear on solid medium.
 4. Subsequent, fresh transfers will grow more rapidly than the original culture. This strain produces good turbidity.

Notes

Store vials at freezer temperatures until ready to use.

Purified genomic DNA of this strain is available as ATCC® 23206D™.

Additional information on this culture is available on the ATCC® web site at www.atcc.org.

References

References and other information relating to this product are available online at www.atcc.org.

Biosafety Level: 1

Appropriate safety procedures should always be used with this material. Laboratory safety is discussed in the current publication of the *Biosafety in Microbiological and Biomedical Laboratories* from the U.S. Department of Health and Human Services Centers for Disease Control and Prevention and National Institutes for Health.

American Type Culture Collection
PO Box 1549
Manassas, VA 20108 USA
www.atcc.org

800.638.6597 or 703.365.2700
Fax: 703.365.2750
Email: Tech@atcc.org


Or contact your local distributor




Product Sheet

Acholeplasma laidlawii **(ATCC® 23206-MINI-PACK™)**

Please read this FIRST



Storage Temp.
-70°C or colder,
store upright.
Storage at **-20°C**
is acceptable for
up to **1 year.**



Biosafety Level
1

Intended Use

This product is intended for research use only. It is not intended for any animal or human therapeutic or diagnostic use.

Citation of Strain

If use of this culture results in a scientific publication, it should be cited in that manuscript in the following manner: *Acholeplasma laidlawii* (ATCC® 23206-MINI-PACK™)

ATCC Warranty

ATCC® products are warranted for 30 days from the date of shipment, and this warranty is valid only if the product is stored and handled according to the information included on this product information sheet. If the ATCC® product is a living cell or microorganism, ATCC lists the media formulation that has been found to be effective for this product. While other, unspecified media may also produce satisfactory results, a change in media or the absence of an additive from the ATCC recommended media may affect recovery, growth and/or function of this product. If an alternative medium formulation is used, the ATCC warranty for viability is no longer valid.

Disclaimers

This product is intended for laboratory research purposes only. It is not intended for use in humans. While ATCC uses reasonable efforts to include accurate and up-to-date information on this product sheet, ATCC makes no warranties or representations as to its accuracy. Citations from scientific literature and patents are provided for informational purposes only. ATCC does not warrant that such information has been confirmed to be accurate. This product is sent with the condition that you are responsible for its safe storage, handling, and use. ATCC is not liable for any damages or injuries arising from receipt and/or use of this product. While reasonable effort is made to insure authenticity and reliability of materials on deposit, ATCC is not liable for damages arising from the misidentification or misrepresentation of such materials.

Please see the enclosed Material Transfer Agreement (MTA) for further details regarding the use of this product. The MTA is also available on our Web site at www.atcc.org

Additional information on this culture is available on the ATCC web site at www.atcc.org.
© ATCC 2018. All rights reserved. ATCC is a registered trademark of the American Type Culture Collection. [08/17]

American Type Culture Collection
PO Box 1549
Manassas, VA 20108 USA
www.atcc.org

800.638.6597 or 703.365.2700
Fax: 703.365.2750
Email: Tech@atcc.org

Or contact your local distributor